

# Holds

If your library does not own a title or it is not currently available, you have the ability to place a hold on the title and receive it from another library.

- Log in to your account.
- Search for the title and select the format you want from the rollout tab.
- Select the **Place Hold** button.
- Confirm pickup location. The pickup location will automatically default to your library; however, you may choose a different pickup location.
- A **Request Successful** message will appear when the hold is placed.
- You will be contacted when your item is ready for pickup.

# Renewing Items

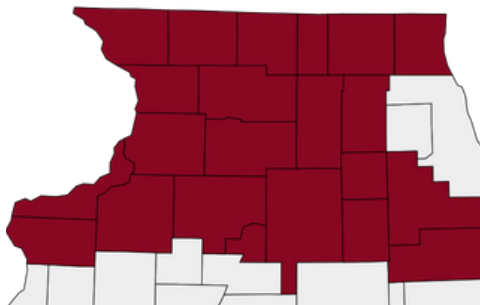
Items may be renewed as long as your account is in good standing, there are no holds on the material, or you haven't already exceeded the renewal limit. Check with library staff for specific renewal periods.

- Log in to your account.
- Select **My Bookshelf**, then the **Checkouts** tab.
- Select the **Renew** button next to the item you want to renew.
- You will receive a message if the renewal is successful or not.

Phone Renewal System: 1-888-542-7259  
To use this service you will need your library barcode number and the library barcode of the item you want to renew.

## Search PrairieCat

[odell-prcat.na2.iiivega.com](http://odell-prcat.na2.iiivega.com)



Serving libraries in 22 counties



## Library Phone

815-772-READ (7323)



## Library Address

307 S. Madison St.  
Morrison, IL 61270

## Email Address

[ask.odell.library@gmail.com](mailto:ask.odell.library@gmail.com)

## Website

[www.odellpubliclibrary.com](http://www.odellpubliclibrary.com)



# PRAIRIECAT CATALOG

DISCOVER MORE  
THAN 5 MILLION  
ITEMS FROM HOME  
OR AT THE LIBRARY



Access PrairieCat via the library's website: [www.odellpubliclibrary.com](http://www.odellpubliclibrary.com) or directly at [odell-prcat.na2.iiivega.com](http://odell-prcat.na2.iiivega.com)



# PrairieCat

Connecting Libraries to Strengthen Communities

## Quick Tips

Log in first, using your library card number.

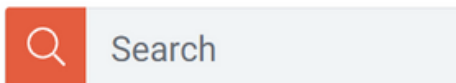
Your PIN number is the last 4 digits of your library barcode unless you have changed it.

PrairieCat will search all libraries unless you choose a specific library location.

If you are at a public computer in a library, don't forget to log out before you leave the computer.

## Searching

Enter search terms such as a book title, an author, or a particular subject. The Search Results page displays items that match your search terms.



You must log in to access all the features that the catalog offers. When you log in and perform a search, the Search Results page and the Resource page list availability at your home library first. The catalog lists availability at other locations after the home location.

### REFINE THE RESULTS

Refine a search to narrow the search results.

- Select filters from the Refine Results panel such as Format, Age Group, Language, Locations, etc.
- After selecting a filter, select Apply.
- Select Reset Filters to clear the filters.
- Select the lock icon to retain those filters in your next search.

### FIND THE ITEM

Once you find the item you would like, select the Library Location to view the Call Number.

### SAVE THE SEARCH

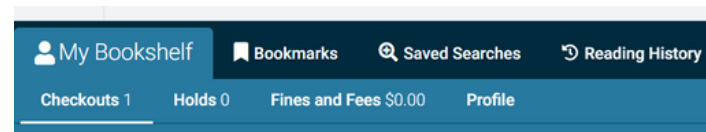
On the Search Results Page, select **Save Search**. You can save up to 100 searches. Saved searches remain in your account until you delete them.

### EXPLORE THE SEARCH

If you select a title or an author, the catalog displays information about the resource and related items, contributors, and topics that you can also explore.

## My Bookshelf

Log in to view your account information, saved lists, checkouts, holds, fines, and fees. You can save search queries to My Bookshelf for later use. You can create and edit lists to organize your Bookmarked items. And, you can opt in to view and save your reading history.



### CHECKOUTS

View the items currently checked out and their due dates.

### HOLDS

View the items you have on hold and if they are available for pickup. You can also cancel holds or freeze holds.

### FINES AND FEES

View any money owed and pay online.

### PROFILE

View your account information such as address, expiration date, etc.

**READING HISTORY** will retain information on the titles you have checked out and returned. You may sort by checkout date, title, or author.

IF YOU ARE ALREADY OPTED IN TO KEEP YOUR READING HISTORY, ONCE YOU LOG IN TO THE NEW CATALOG, YOUR READING HISTORY WILL SYNC.

To opt in, Select **My Bookshelf** and then select **Profile**. Select **Keep Reading History**.